

# The Library Experience

Going Back to Basics  
and Beyond



# Objectives

01

Introduction to  
Assistive Technology

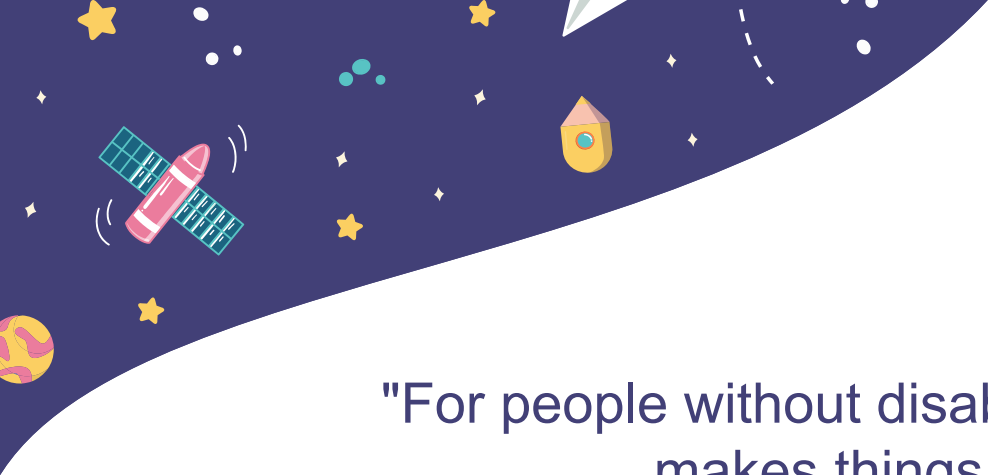
02

Accessibilities

03

Resources





"For people without disabilities, technology makes things easier.

For people with disabilities, technology makes things possible."

- Mary Pat Radabaugh, IBM National Support,  
Center for Persons with Disabilities

An illustration on the left side of the slide features a dark blue background with white stars and dashed white lines. At the top left, a fountain pen with a silver barrel and a yellow flame-like tip is shown. Below it is an open book with yellow pages and a purple bookmark. At the bottom, there is a white paper airplane and a yellow triangular ruler. The overall theme is educational and creative.

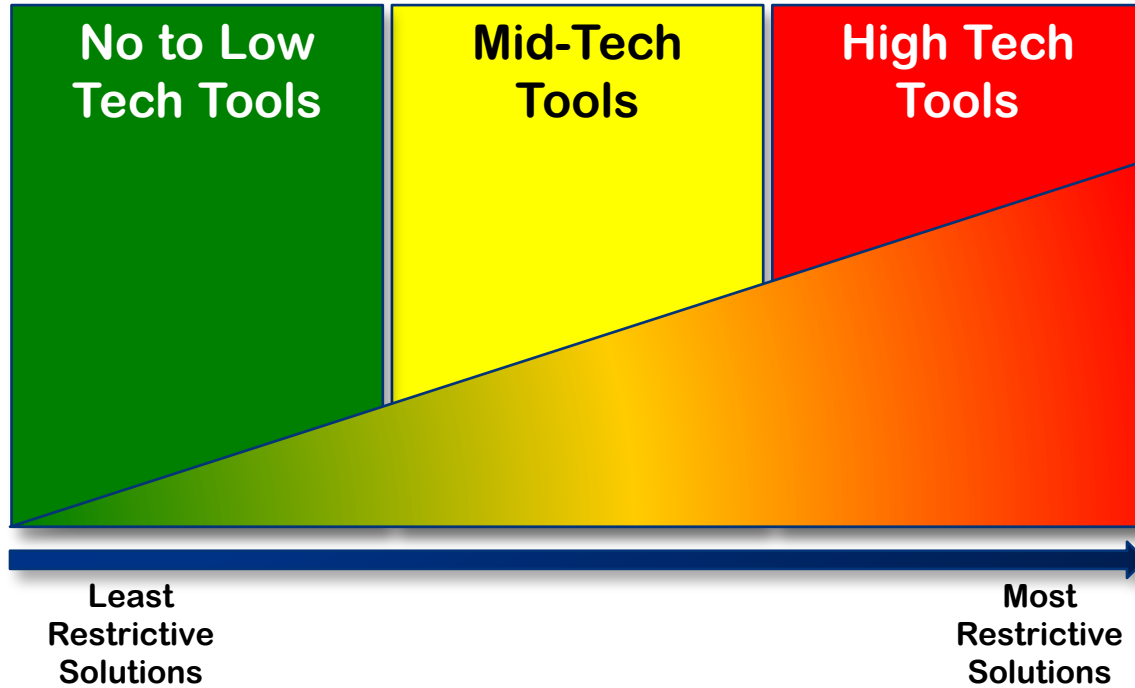
# What Is This **Assistive Technology**?

Assistive Technology (AT) device means any item, piece of equipment, or product system, whether acquired commercially off the shelf, modified, or customized, that is used to increase, maintain, or improve the functional capabilities of a child with a disability.

The Goal of **AT** is...



# AT Continuum







# HOW ACCESSIBLE IS YOUR SCHOOL LIBRARY?

BE SURE YOUR LAYOUT IS A.D.A. COMPLIANT!



[lookingbackward.edublogs.org](http://lookingbackward.edublogs.org)





Public schools, including the school library, must provide a **least restrictive learning environment** for students with disabilities. While the physical structures of our school libraries have been built or updated to align with ADA Guidelines, the **interior arrangement** of our bookcases, tables & chairs, computers, and other furniture or decorative items **may inhibit free access** for those with wheelchairs or other assistive devices.





# Physical Accessibility

- entry/exit doorways
- walkways
- approach to tables, computers, and other seating
- aisles between bookcases
- moving from one aisle into another
- reaching books on shelves
- the circulation counter.



# Accessibility to Library Materials




## Supports for students with a visual impairment



- Screen magnifiers
- Large printed materials
- Audio books
- Braille

## Supports for students with a hearing impairment



- Transcript for audio books
- Close-captioned for visual resources



	Vision	Hearing	Physical	Learning	Intellectual or Development
alternate keyboards and mice	X		X		X
Braille-conversion devices	X				
captioning		X			
<b>communication boards</b>		X			X
customizable furniture and office equipment			X		
<b>document cameras</b>	X				
Ebooks	X			X	
headphones		X		X	
<b>hearing loops</b>		X			
instant messaging		X			
keyboards with large keys or tactile cues	X		X		



	Vision	Hearing	Physical	Learning	Intellectual or Development
large monitors	X		X		
magnifying glasses	X				
<b>scanning pens</b>			X	X	
<b>screen readers</b>	X			X	X
<b>refreshable Braille displays</b>	X				
software with built-in accessibility features	X		X		
<b>speech-recognition software</b>	X		X	X	X
<b>tip sheets</b>					X
<b>touch screens</b>			X		X
<b>TTD/TTY phones</b>		X			
<b>video phones</b>		X			



# Resources

# Story Map



Setting

Type Here

Characters

Type Here

Beginning

Type Here

Middle

Type Here

End

Type Here

# Character Traits



Character Type Here

Trait  
Type Here



Evidence  
Type Here

Trait  
Type Here



Evidence  
Type Here

Trait  
Type Here



Evidence  
Type Here



# The 5 W's of a Story



Who?

Type Here



What?

Type Here



Where?

Type Here



When?

Type Here



Why?

Type Here

**Supporting Detail**

**Supporting Detail**

**MAIN IDEA**

**Supporting Detail**

**Supporting Detail**

**Main Idea**

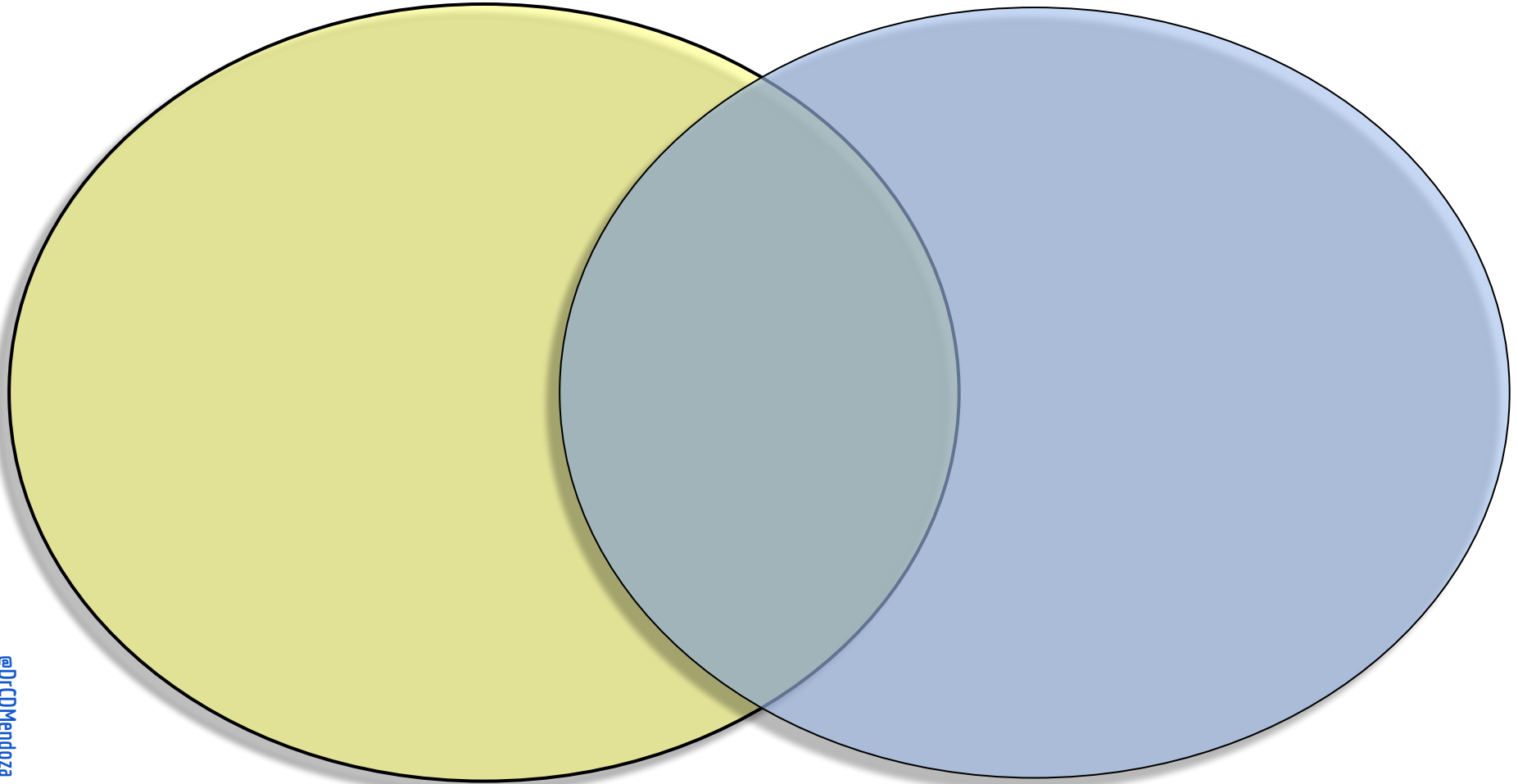
**Supporting Detail #1**

**Supporting Detail #1**

**Supporting Detail #1**

**Summary**

# Venn Diagram: Compare & Contrast



Plot Map for Title: **type here**

Author: **type here**

**CLIMAX:.**

**type here**

Your Name:

**Type here**

Rising Action:

**type here**

Falling Action 1

**type here**

Rising Action:

**type here**

Falling Action 2

**type here**

Rising Action:

**type here**

**type here**

**CONFLICT**

Protagonist vs. Antagonist

**type here** vs. **type here**

**RESOLUTION:**

**type here**

**EXPOSITION:**

Setting: **type here**

Situation: **type here**

Characters: **type here**

Climate/mood: **type here**

Theme

**type here**




Epic!




Switch Zoo



PBS Kids



National Geographic  
Kids




Into the Book



Seussville

# QR Codes



Library Rules Video



# Questions/ Comments







# Thank you!

